

# Flat Glass Ice Cream Freezer



New and Improved Interior Feature  
As of April 2026 all models with have painted metal interior!

| Model  | Size      | Refrigerant |
|--------|-----------|-------------|
| SD-180 | 5.3 Cu-Ft | R290        |



Model SD-142 Shown

## STANDARD FEATURES

- CFC free refrigerant and 2.5" foam insulation
- Mechanical Thermostat adjust from -15°F to 8°F
- Drainage is in rear
- Fast freeze time
- Flat Sliding Glass Doors-Top LOW-E Tempered Glass for easy view. Locks & Keys included.
- Low noise level
- Internal coved corners, easy to clean
- Removable PVC coated basket included for easy organizing
- Big casters for easy moving
- Manual Defrost
- Uses R290 refrigerant, which is eco-friendly and more efficient
- Warranty: 1 year parts and labor

FREEZERS

\*Not suitable for installation in a non-commercial or residential applications.

| Items             | Description                 |
|-------------------|-----------------------------|
| External top/side | Flat Glass Sliding Door     |
| Door              | LOW-E Tempered Glass w/Lock |
| External back     | White Precoated Steel       |
| Cabinet internal  | Painted Metal               |
| Internal floor    | Painted Metal               |
| Insulation        | 2.5" foam                   |
| Lighting          | None                        |



CONFORMS TO UL STD.NO.60335-2-89  
CERTIFIED TO CSA STD. C22.2 NO.60335-2-89  
CONFORMS TO NSF STD.7

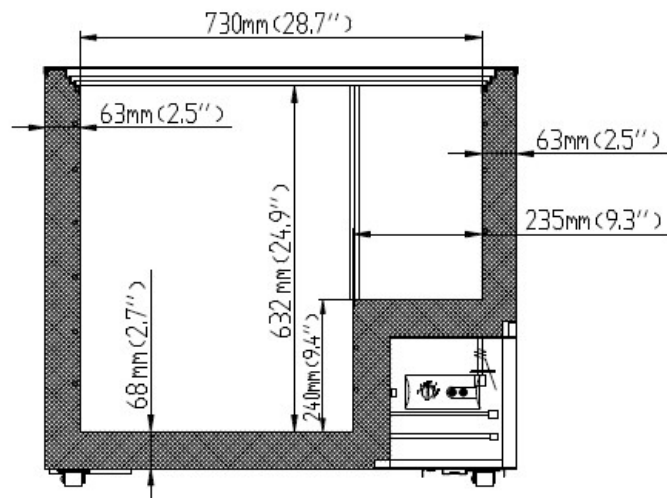

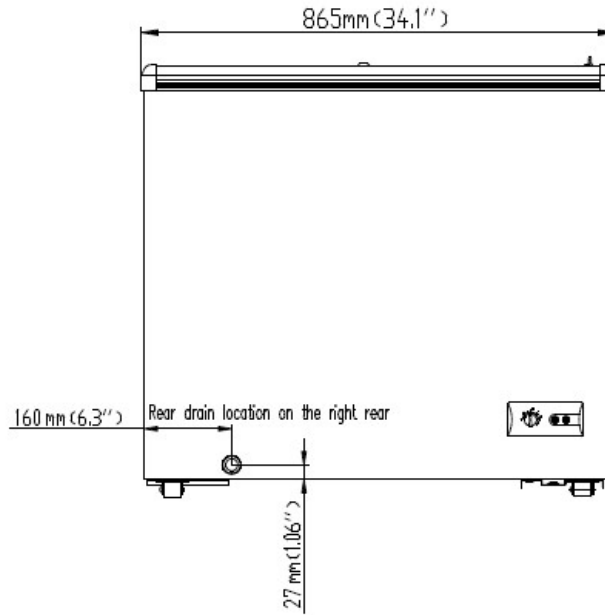
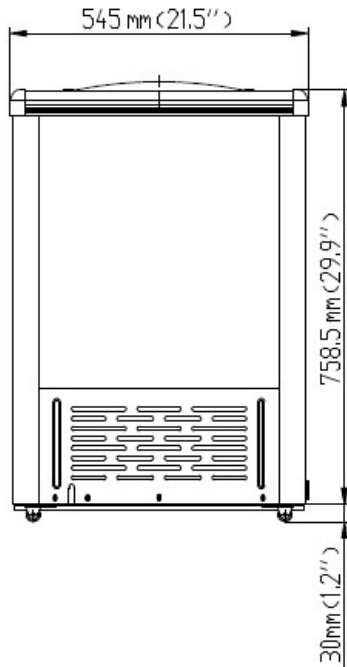
| Items                | Description       |
|----------------------|-------------------|
| Temperature control  | Mechanical 1 to 7 |
| Comply to standard   | ANSI / NSF-7      |
| Refrigerating system | Capillary tube    |
| Refrigerant          | R290              |
| Temperature          | -15°F to 8°F      |
| Evaporator/Condenser | Aluminum + Copper |
| Condensing unit      | Side mount        |



# DETAILS AND DIMENSIONS

## Schematic Drawing

## SD-180



| Model  | # of Baskets | Appx. Storage Cap. (Cu/Ft) | Cabinet Dim (in) |      |      | HP  | Voltage /Hz /ph | Amp | NEMA Plug | Cord Lgth (ft) | Uncrated / Crated Weight |
|--------|--------------|----------------------------|------------------|------|------|-----|-----------------|-----|-----------|----------------|--------------------------|
|        |              |                            | W                | D    | H    |     |                 |     |           |                |                          |
| SD-180 | 2            | 5.3                        | 34.1             | 21.5 | 31.1 | 1/4 | 115/60/1        | 2.0 | 5-15P     | 6              | 80/91                    |