

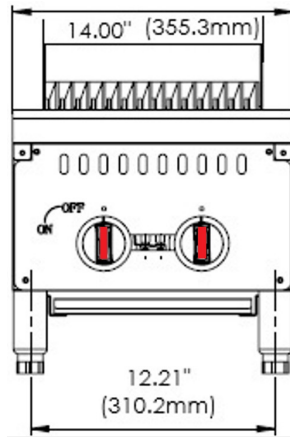


# COMMERCIAL MEDIUM DUTY GAS COUNTERTOP CHARBROILER

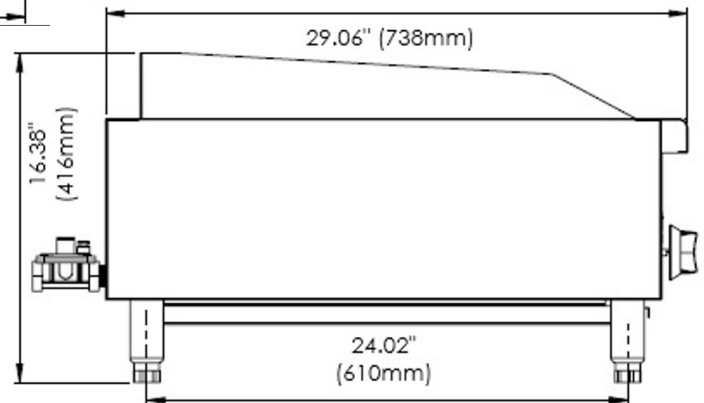
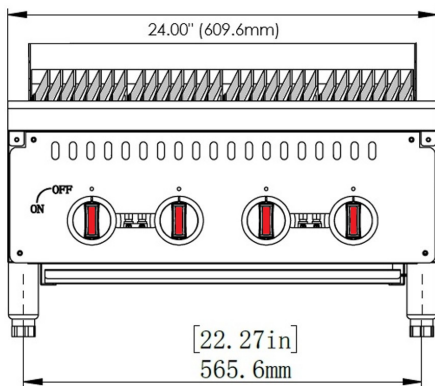
**SBR-2429 SHOWN**



SBR-1429



SBR-2429



## Features

- Key components have CSA/ETL certificate
- 4" adjustable stainless-steel legs (removed for packaging to prevent concealed damage and lower shipping costs.)
- Equipped with convertible appliance regulator (Maximum pressure 1/2 P.S.I.)
- Gas conversion kit shipped standard, to convert to appropriate incoming gas.
- Cast iron grill grates are reversible.
- 4" Back and 3" side splash guards
- Full width crumb tray easily removed for cleaning.
- Infinite valve control
- 3/4" NPT Rear gas connection

Model	# of Burners	Total BTU's	Cooking Surface		Product Dimensions			Net Weight (lbs.)	Shipping Dimensions			Gross Weight (lbs.)
			Width	Depth	Width	Depth	Height		Width	Depth	Height	
SBR-1429	2	40,000	10.63"	21.46"	14.00"	29.06"	13.17"	118	35.43"	19.69"	20.08"	147
SBR-2429	4	80,000	21.26"	21.46"	24.00"	29.06"	13.17"	197	29.13"	35.04"	20.08"	233

Warranty: Solaris's exclusive 1 year parts and labor FUSS warranty takes effect from date of purchase.

**\*Not suitable for installation in a non-commercial or residential applications.**

Customer Service (704) 900-2068  
Email: [solaris@entree.biz](mailto:solaris@entree.biz)  
Website: [www.entree.biz/solaris](http://www.entree.biz/solaris)



COMMERCIAL COOKING

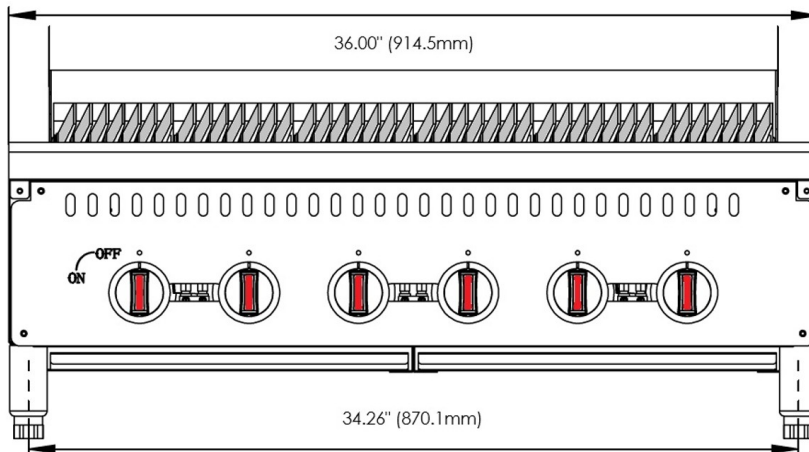


# COMMERCIAL STANDARD DUTY GAS COUNTERTOP GRIDDLE

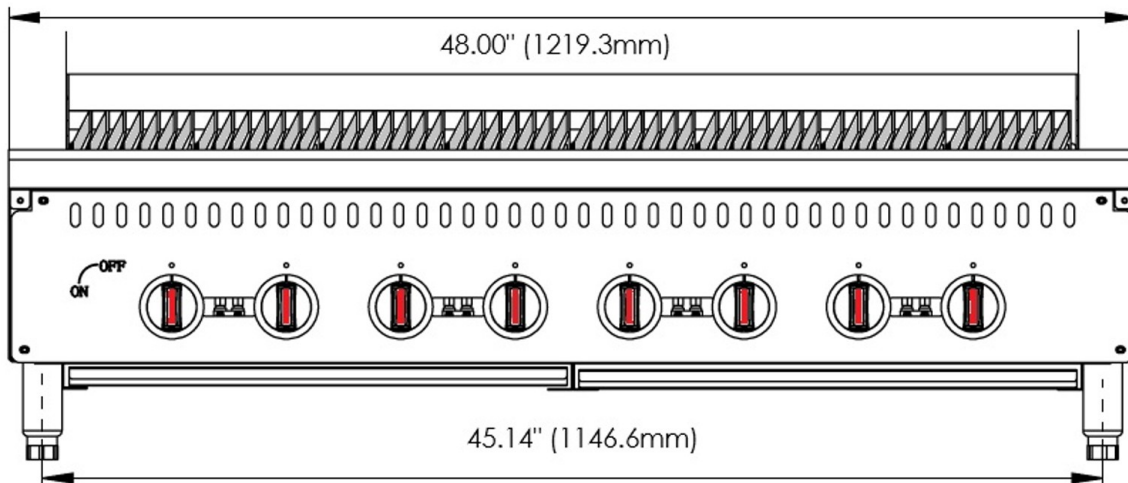
A convertible 3/4" NPT appliance pressure regulator is provided with this unit and set for:  
Natural Gas 4.0" W.C.  
Propane Gas 10.0" W.C.

Rear Gas Connections is 3/4" NPT  
Recommended incoming pressure:  
Natural Gas 5.0" W.C. with not more than a 1/2" W.C. pressure drop  
LP Gas 11.0" W.C. with not more than a 1/2" W.C. pressure drop

SBR-3629



SBR-4829



Model	# of Burners	Total BTU's	Cooking Surface		Product Dimensions			Net Weight (lbs.)	Shipping Dimensions			Gross Weight (lbs.)
			Width	Depth	Width	Depth	Height		Width	Depth	Height	
SBR-3629	6	120,000	31.89"	21.46"	36.00"	29.06"	13.17"	274	41.34"	35.04"	20.08"	331
SBR-4829	8	160,000	42.52"	21.46"	48.00"	29.06"	13.17"	351	52.76"	35.04"	20.08"	428

**\*Not suitable for installation in a non-commercial or residential applications.**

Customer Service (704) 900-2068  
Email: [solaris@entree.biz](mailto:solaris@entree.biz)  
Website: [www.entree.biz/solaris](http://www.entree.biz/solaris)

As continued product improvement is a policy of Solaris, specifications are subject to change without notice.

FORM SBR MED Rev 20260206



COMMERCIAL COOKING