




Refrigeration "HC"



Worktop Freezers



Model	Size
WTF27-HC	27" Unit
WTF48-HC	48" Unit
WTF61-HC	61" Unit
WTF72-HC	72" Unit


STANDARD FEATURES

- Solid state thermostat with digital display
- Stainless steel front and sides
- Add "-SI" to the model number for stainless steel interior. Example: WTF27-SI-HC
- One piece stainless steel tabletop with 3" back splash
- Self closing doors remain open past 90°
- Environmentally friendly R290A
- EZ slide out condenser
- Whisper quiet
- Solid construction
- Full length integrated door handle and back splash
- Casters with two front brakes
- Cool air intake
- 2" clearance back and sides

*Not suitable for installation in a non-commercial or residential applications.

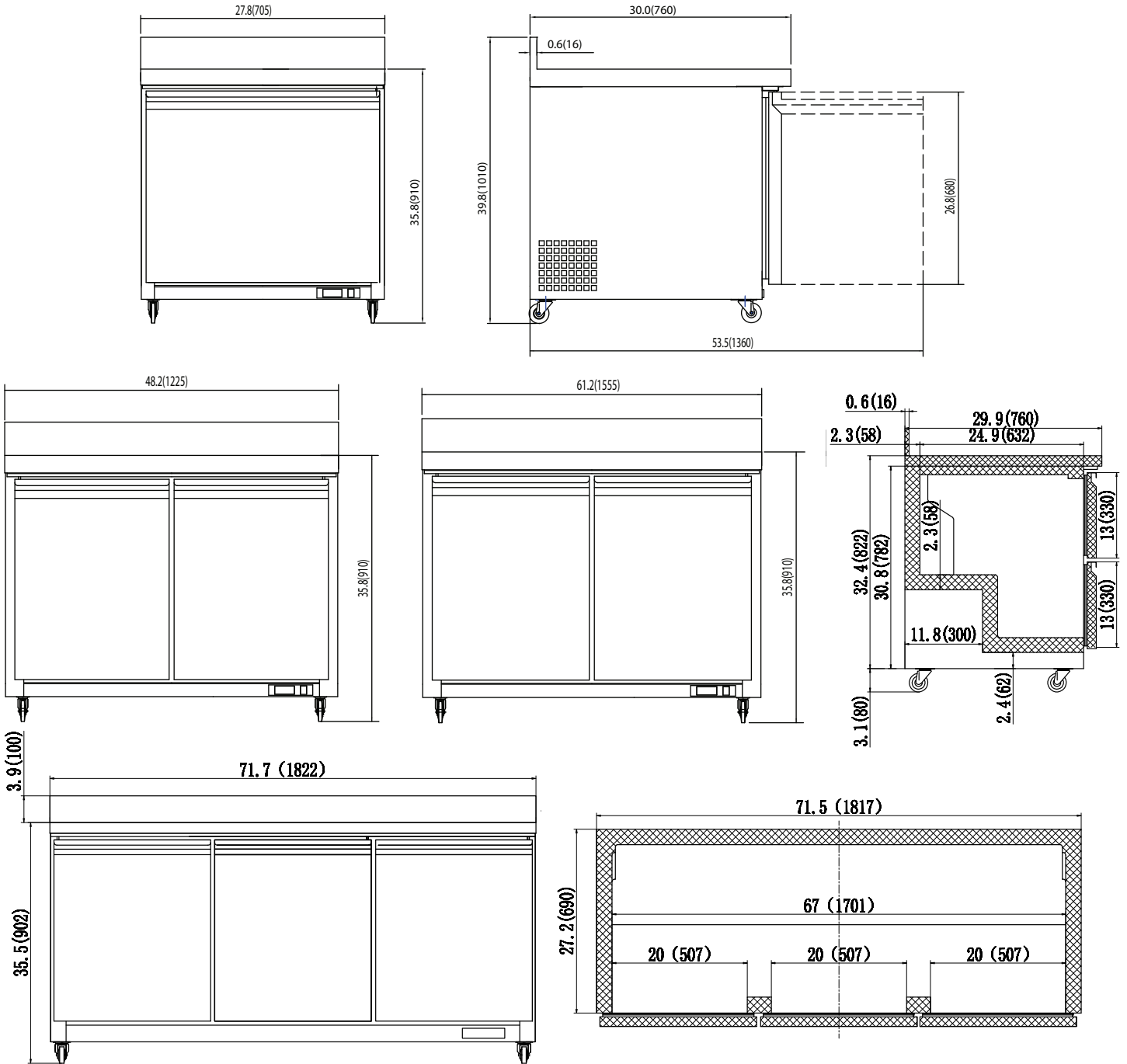
Items	Description	Items	Description
Front, top & sides	Stainless steel	Temperature control	Solid state thermostat/Digital display
Doors	Stainless steel / ABS liner	Approvals	ETL
External back	Aluminum	Refrigerating system	Capillary tube
Cabinet interior	ABS	Refrigerant	R290A
Interior floor	Stainless steel	Temperature range	-7°F to -1°F
Insulation	Polyurethane (CFC free)	Evaporator	Powder coated aluminum/copper
Shelves	Heavy duty, PVC coating	Condensing unit	Rear mounted

CONFORMS TO NSF/ANSI STD 7





DETAILS AND DIMENSIONS



Model	Doors	Shelves	Cabinet Dim (inches)			HP	Voltage	Amps	NEMA Plug	Cord Length	Crated Weight
			L	D	H						
WTF27-HC	1	1	27.8	29.9	39.8	1/2	115/60/1	1.9	5-15P	9.8	291
WTF48-HC	2	2	48.2	29.9	39.8	1/2	115/60/1	2.4	5-15P	9.8	340
WTF61-HC	2	2	61.2	29.9	39.8	1/2	115/60/1	5	5-15P	9.8	388
WTF72-HC	3	3	71.7	29.9	39.8	5/8	115/60/1	6	5-15P	9.8	399