




Series "B"



Mega Top Salad and Sandwich Units



Model	Size
EMST27X	27" Unit
EMST36X	36" Unit
EMST46X	46" Unit
EMST60X	60" Unit
EMST70X	70" Unit

STANDARD FEATURES

- Stainless steel exterior, aluminum interior and back.
- Stainless Interior available - add suffix "-SI" to the model number. i.e. EMST27X-SI
- Refrigeration system keeps food at safe temperatures between 33°F and 41°F
- Self-Closing doors with 90 degree stay-open feature.
- Shelves: Adjustable heavy-duty PVC coated shelves.
- Insulated Lid. Helps reduce condensation and adds rigidity.
- Comes standard with NSF approved food pans and cutting board.
- Electronic control system makes it easy to adjust temperature set point and defrost frequency.
- Pre-installed 4" swivel casters with brakes.
- Easy to access condenser coil for cleaning and service.
- Uses R290 refrigerant, which is eco-friendly and more efficient.
- Warranty: Two year parts & labor warranty, and additional three years on compressor.

*Not suitable for installation in a non-commercial or residential applications.

Items	Description	Items	Description
Front, top & sides	Stainless steel	Temperature control	Solid state thermostat/Digital display
Doors	Stainless steel	Approvals	ETL LISTED
External back	Aluminum	Refrigerating system	Capillary tube
Cabinet interior	Aluminum	Refrigerant	R290
Interior floor	Stainless steel	Temperature range	33°F to 41°F
Insulation	Polyurethane (CFC free)	Evaporator	Powder coated aluminum/copper
Shelves	Heavy duty, PVC coating	Condensing unit	Bottom mounted

CONFORMS TO NSF/ANSI STD 7

REFRIGERATION

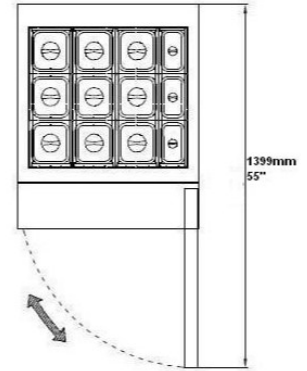
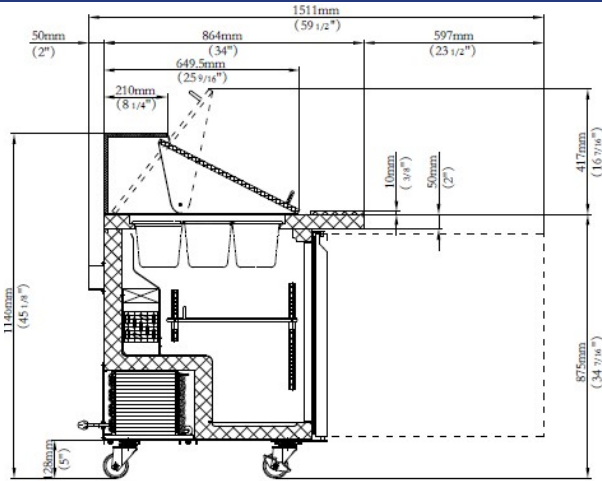





DETAILS AND DIMENSIONS

Front view

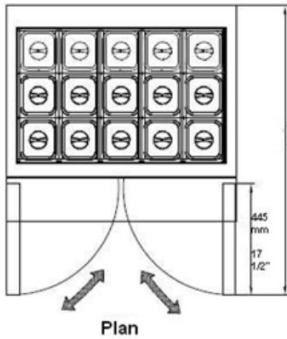

EMST27X 27-1/2" 698mm



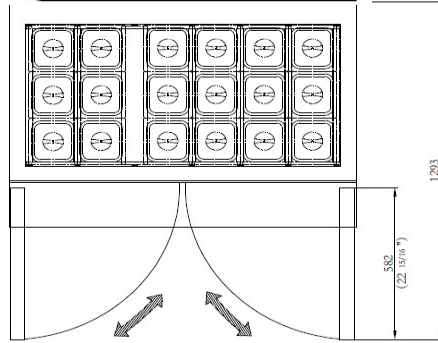
Plan

EMST36X

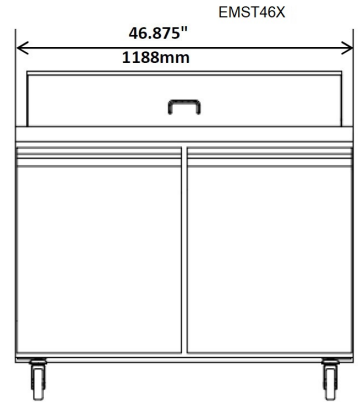
36-1/4" 920mm



Plan

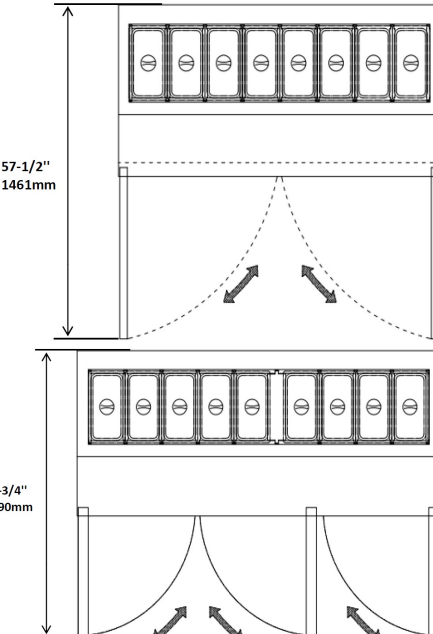
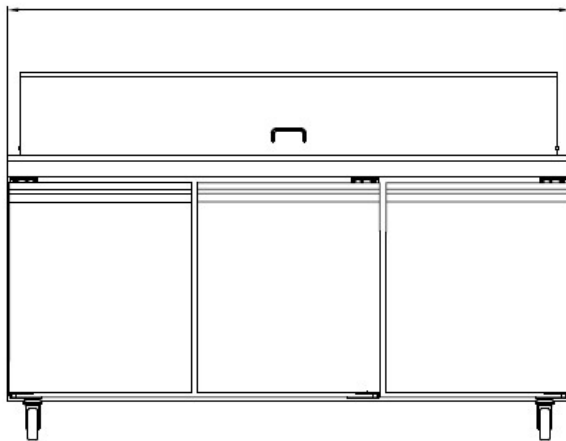


70-3/8" (1787mm)



EMST46X

46.875" 1188mm



EMST60X

60-1/4" 1529mm

Model	Doors	Shelves	Cabinet Dim (inches)			HP	Voltage	Amps	NEMA Plug	Cord Length	Ship Weight
			L	D	H						
EMST27X	1	1	27.5	34.0	45.875	1/5	115/60/1	4.5	5-15P	10	264
EMST36X	2	2	36.25	34.0	45.875	1/5	115/60/1	5.5	5-15P	10	352
EMST46X	2	2	46.875	34.0	45.875	1/4	115/60/1	6.5	5-15P	10	407
EMST60X	2	2	60.25	34.0	45.875	1/4	115/60/1	7.0	5-15P	10	462
EMST70X	3	3	70.375	34.0	45.875	3/4	115/60/1	9.4	5-15P	10	528