

## DELI CASE - Lower Storage



Model	Size
EDD50X	50" Unit
EDD71X	71" Unit
EDD84X	84" Unit

### STANDARD FEATURES

- **Deli Case-Lower Storage** offer two refrigerated compartments: one for display and one for storing ready-to-serve deli products.
- **L.E.D. Lighting** showcases displayed products.
- **A lower compartment** provides ample storage for extra products.
- **Attractive Low-E double-pane thermal glass** in both display and rear doors ensures maximum insulation for enhanced efficiency and energy savings.
- **Refrigeration system** maintains product temperature between 38°F to 40°F
- **A gravity coil refrigeration system** creates a high humidity environment for exceptional preservation of meats and deli products.
- **An electronic control system** simplifies temperature set point adjustments and an automatic defrost frequency.
- **Pre-installed 3" swivel casters with brakes** ensure effortless mobility.
- **Easy to access condenser coil** facilitate cleaning and maintenance.
- **Environmentally friendly R290 refrigerant** which is Eco-friendly and more efficient.
- **Warranty:** One year parts & labor warranty, and additional two years on compressor.

\*Not suitable for installation in a non-commercial or residential applications.

Items	Description	Items	Description
Exterior	Stainless Steel or Coated White or Black	Temperature control	Solid state thermostat/Digital display
Cabinet interior	NSF Approved White Aluminum Liner	Approvals	ETL LISTED, Safety and Sanitation
External back	Stainless Steel or Coated White or Black	Refrigerating system	Capillary tube
Interior floor	Stainless steel floor with covered corners	Refrigerant	R290
Insulation	Polyurethane (CFC free)	Temperature range	38°F to 40°F
Shelves	Stainless steel panels	Evaporator	Powder coated aluminum/copper
		Condensing unit	Bottom mounted

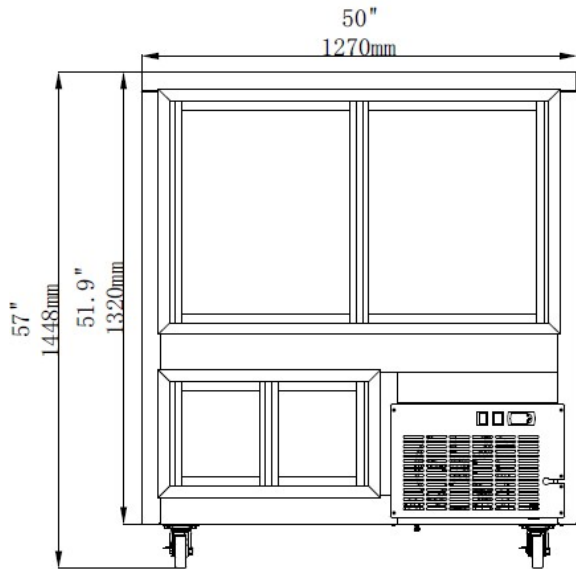
REFRIGERATION

CONFORMS TO NSF/ANSI STD 7

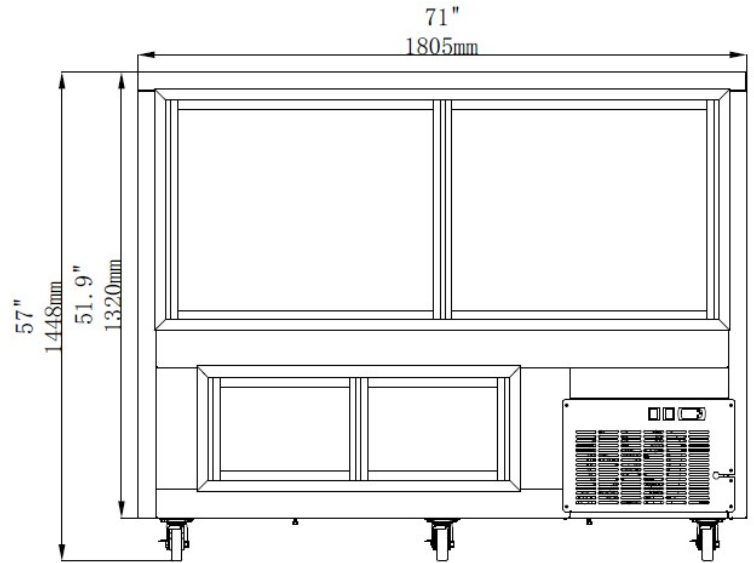
Customer Service (704) 900-2068 - Email: [greatfood@entree.biz](mailto:greatfood@entree.biz) Website: [www.entree.biz](http://www.entree.biz)



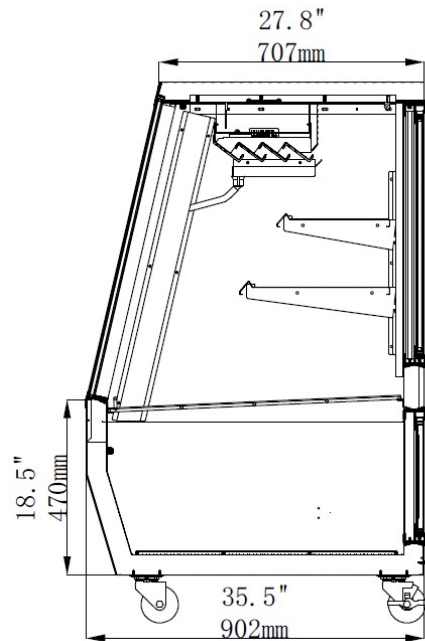
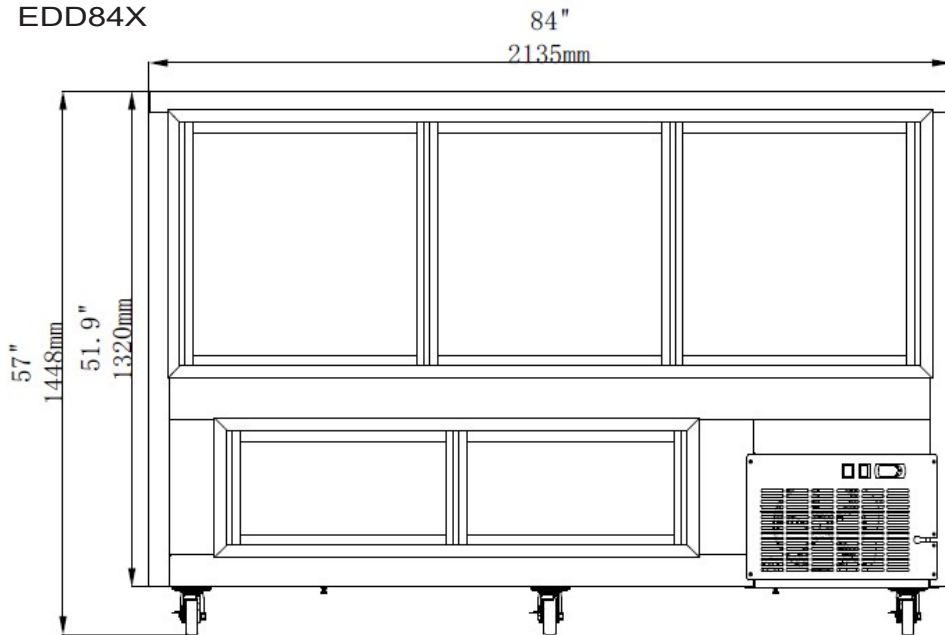
EDD50X



EDD71X



EDD84X



Model	Doors	Shelves	Main Cab Volume Ft <sup>3</sup>	Lower Cab Volume Ft <sup>3</sup>	Cabinet Dim (inches)			HP	Voltage	Amps	NEMA Plug	Cord Length	Ship Weight
					L	D	H						
EDD50X	2	2	20.58	6.14	50	35.50	57.00	4/5	115/60/1	4.4	5-15P	10	309
EDD71X	2	2	30.06	11.31	71	35.50	57.00	1	115/60/1	7.3	5-15P	10	419
EDD84X	3	2	35.92	14.50	84	35.50	57.00	1	115/60/1	7.7	5-15P	10	484