




Series "A"



Solid Door Refrigerators & Freezers



CR1-19-HC / CF1-19-HC



CR2-35-HC / CF2-35-HC

| Model |
|-----------|
| CR1-19-HC |
| CR2-35-HC |
| CF1-19-HC |
| CF2-35-HC |

STANDARD FEATURES

- CFC Free Refrigerant and foam
- For stainless steel interior add "-SI", example: CR1-19-SI-HC.
- Solid state thermostat with digital display
- Stainless steel front and sides
- Field reversible 1-door units
- Self-closing doors remain open past 90°
- Non twist solid mullions on 2 & 3 door units
- Environmentally friendly HC R290
- EZ slide-out-condenser
- Stainless steel door handle
- Whisper quiet
- Solid construction
- High efficiency polyurethane insulation
- Zero clearance sides and 2" back
- 2 Year Parts and Labor Warranty, additional 3 years on compressor.

*Not suitable for installation in a non-commercial or residential applications.

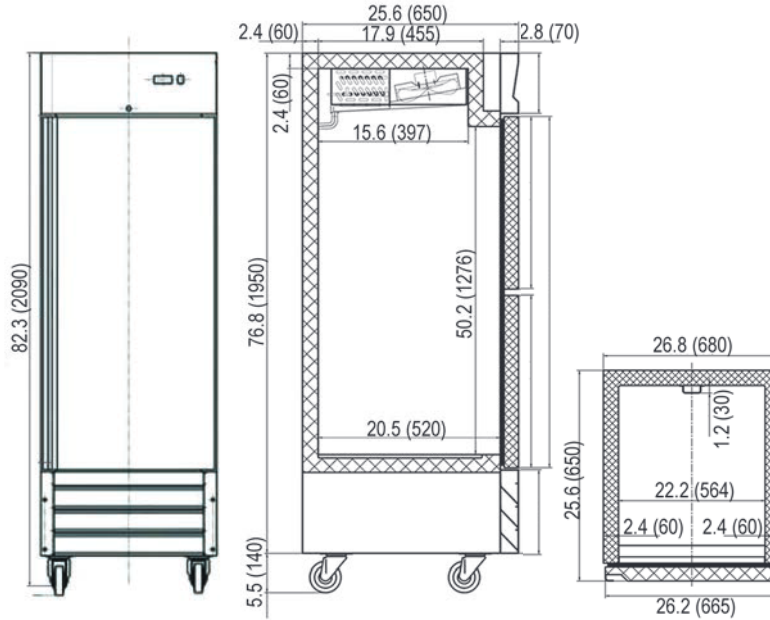
| Items | Description | Items | Description |
|--------------------|---|----------------------|---|
| Front, Top & Sides | 430 Stainless steel | Temperature control | Solid State T-stat with Digital Display |
| Door | 430 Stainless steel | Comply to standard | ETL Listed |
| External back | 430 Stainless steel | Refrigerating system | Capillary tube |
| Cabinet internal | Powder Coated Aluminum | Refrigerant | R290 |
| Internal floor | 304 Stainless steel | Temperature Range | (CR) 34°F — 38°F (CF) -11°F -1°F |
| Insulation | Polyurethane (CFC free) | Evaporator/Condenser | Aluminum + Copper |
| Shelves | Heavy duty, PVC coating – 3 or 4 layers | Condensing unit | Bottom Mounted |

REFRIGERATION / FREEZERS

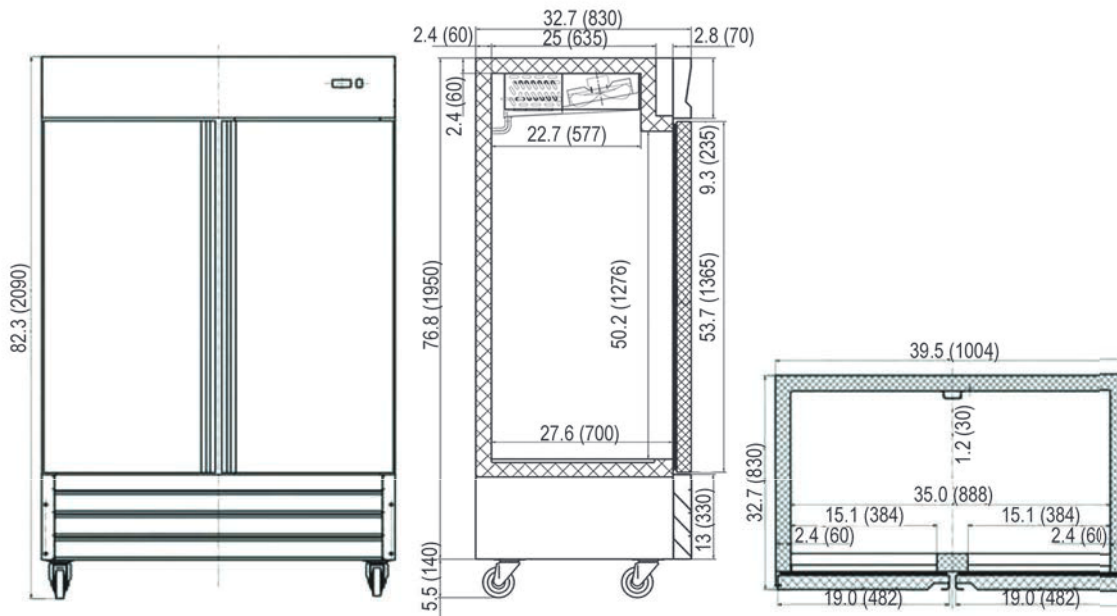


DETAILS AND DIMENSIONS

CR1-19-HC / CF1-19-HC



CR2-35-HC/ CF2-35-HC



| Model | Doors | Shelves | Cabinet Dim (in) External | | | HP | Voltage Hz/Ph | Amp | NEMA Plug | Cord Length (ft) | Crated Weight (lbs) |
|-----------|-------|---------|---------------------------|------|------|-----|---------------|-----|-----------|------------------|---------------------|
| | | | W | D | H | | | | | | |
| CR1-19-HC | 1 | 3 | 26.8 | 25.6 | 82.3 | 1/5 | 115/60/1 | 3 | 5-15P | 10 | 220 |
| CF1-19-HC | 1 | 3 | 26.8 | 25.6 | 82.3 | 1/2 | 115/60/1 | 5 | 5-15P | 10 | 225 |
| CR2-35-HC | 2 | 6 | 39.5 | 32.7 | 82.3 | 1/4 | 115/60/1 | 4.5 | 5-15P | 10 | 313 |
| CF2-35-HC | 2 | 6 | 39.5 | 32.7 | 82.3 | 1 | 115/60/1 | 9 | 5-15P | 10 | 320 |