


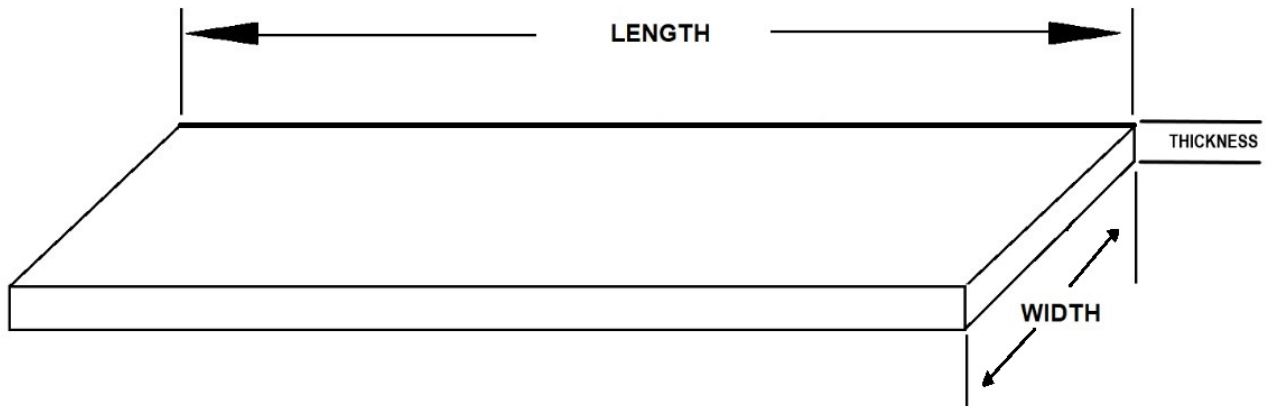


Series "B"



Salad, Sandwich & Pizza Units Cutting Board Dimensions

Entrée Model	Cutting Board Dimension (inch)		
	Length	Width	Thickness
EST27X	27.4	10.3	0.4
EST36X	36.1	10.3	0.4
EST46X	46.7	10.3	0.4
EST60X	60.1	10.3	0.4
EST70X	70.3	10.3	0.4
EMST27X	27.4	8.1	0.4
EMST36X	36.1	8.1	0.4
EMST46X	46.7	8.1	0.4
EMST60X	60.1	8.1	0.4
EMST70X	70.3	8.1	0.4
EP44X	44.5	19.5	0.6
EP49X	49.8	19.5	0.6
EP67X	67.3	19.5	0.6
EP70X	70.8	19.5	0.6
EP92X	91.8	19.5	0.6



REFRIGERATION


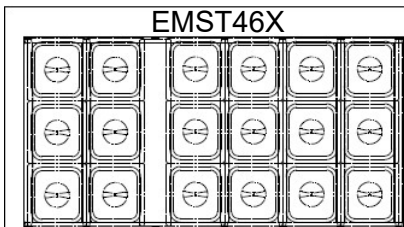
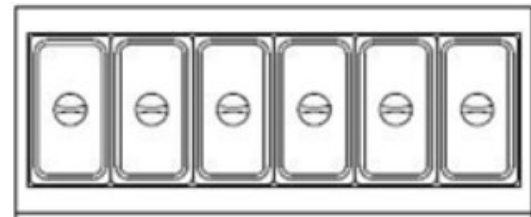
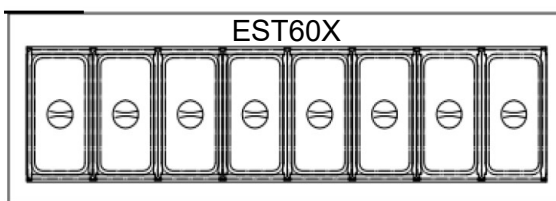
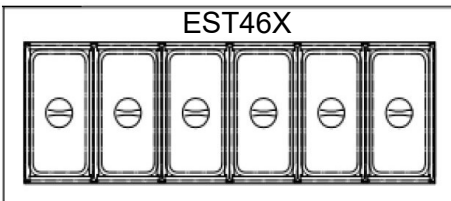

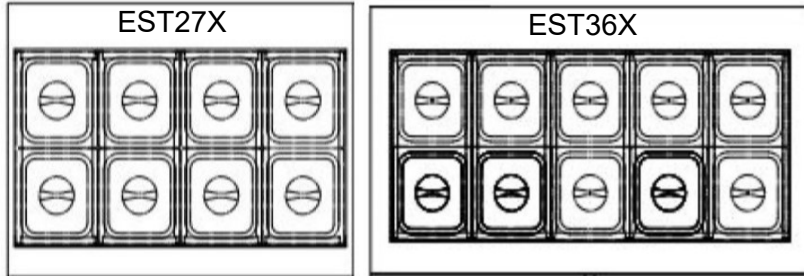
*Not suitable for installation in a non-commercial or residential applications.




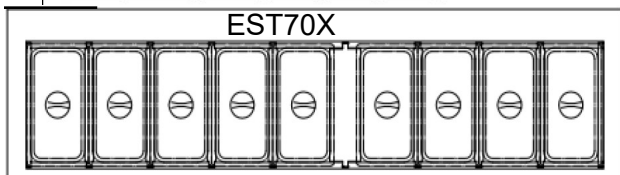
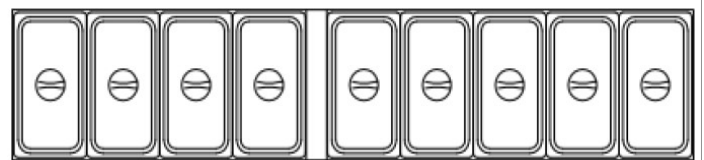


DETAILS AND DIMENSIONS

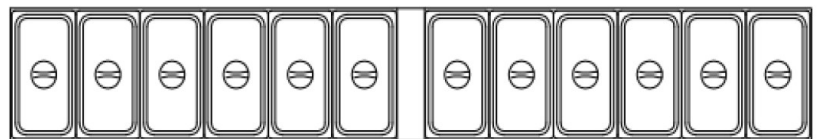
Salad, Sandwich & Pizza Units Pan Configuration



EP67X & EP70X



EP92X



Entrée Model	Total Pans
EST27X	8
EST36X	10
EST46X	6
EST60X	8
EST70X	9
EMST27X	12
EMST36X	15
EMST46X	18
EMST60X	24
EMST70X	30
EP44X	6
EP49X	6
EP67X	9
EP70X	9
EP92X	12