



Double Glass Door Merchandisers



Model
EGD-2DR-36-HC
EGD-2DR-47-HC
*EGD-2DR-48-HC
EGD-2DF-36-HC
EGD-2DF-48-HC

Energy Star 5.0 Approved

STANDARD FEATURES

- CFC Free Refrigerant and foam
- Triple Pane Glass Doors with Heat Reflecting Film
- Very Bright LED Lighting
- Locks on the Doors
- Energy Star Efficient Refrigeration System on Refrigerator Model EGD-2DR-48-HC only
- Adjustable Heavy Duty Coated Shelves
- High Density Insulation
- Digital Control System for accurate Temperature Control
- Removable Door Gaskets
- Whisper Quiet, high efficient Compressor
- Visually Appealing to Compliment Products Stored
- Economically Designed Door Handle
- Bottom Mount, slide out Condenser
- WARRANTY: Two year parts and labor, with an addition 3 years on the compressor

*Not suitable for installation in a non-commercial or residential applications.

Items	Description	Items	Description
External top/side	Black coated steel	Temperature control	Solid State T-stat with Digital Display
Door	Glass – triple pane, tempered	Comply to standard	ETL LISTED
External back	Aluminum	Refrigerating system	Capillary tube
Cabinet internal	Aluminum – white	Refrigerant	R290
Internal floor	304 Stainless steel	Temp. Range in box	(R) 34°F — 38°F (F) -4°F — 10°F
Insulation	Polyurethane (CFC free)	Evaporator/Condenser	Aluminum + Copper
Shelves	Heavy duty, PVC coating – 3 or 4 layers	Condensing unit	Bottom
Lighting	LED	Door lock	Yes

Customer Service (704) 900-2068 Email: greatfood@entree.biz, www.entree.biz



Certified To ANSI/NSF 7 Standards

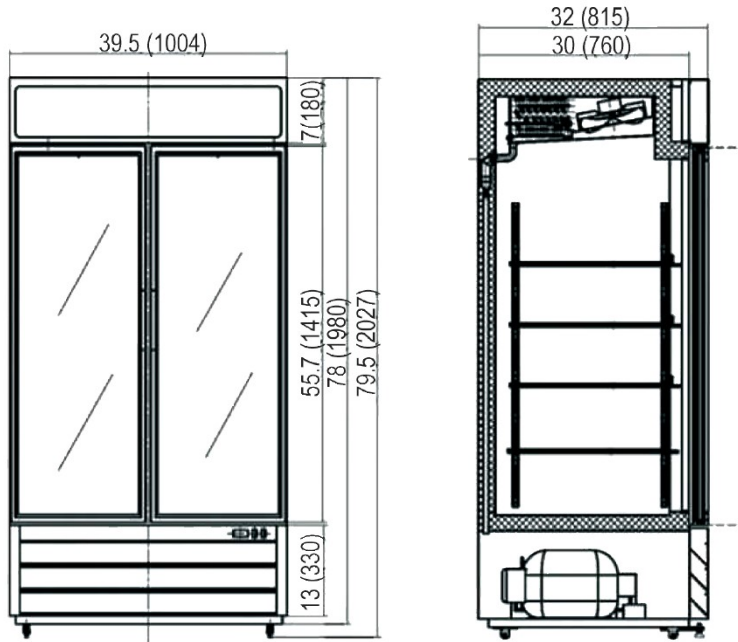


REFRIGERATION / FREEZERS

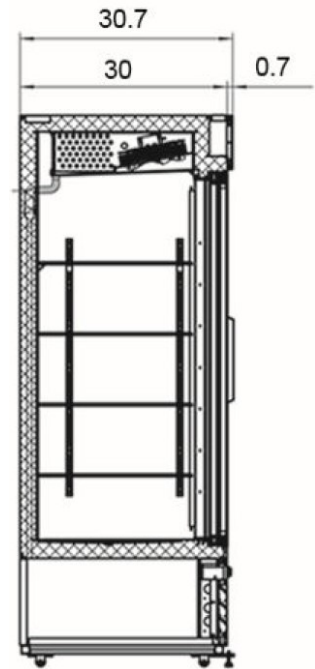


DETAILS AND DIMENSIONS

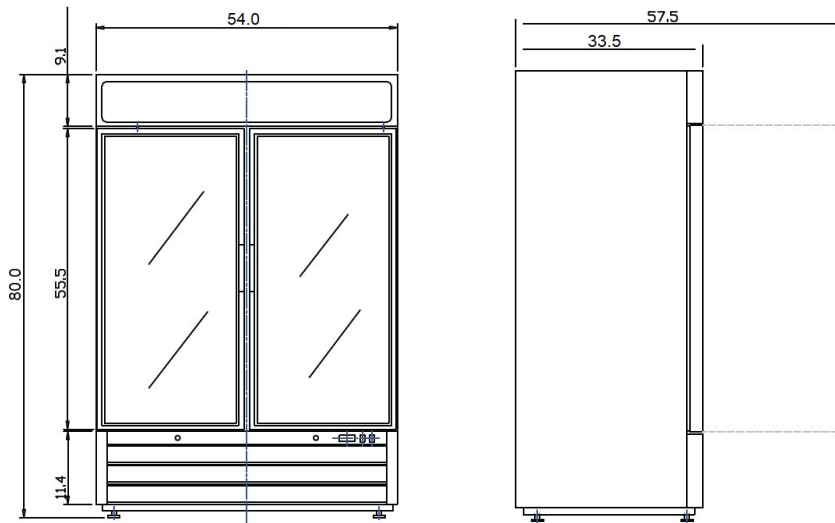
EGD-2DR-36-HC / EGD-2DF-36-HC



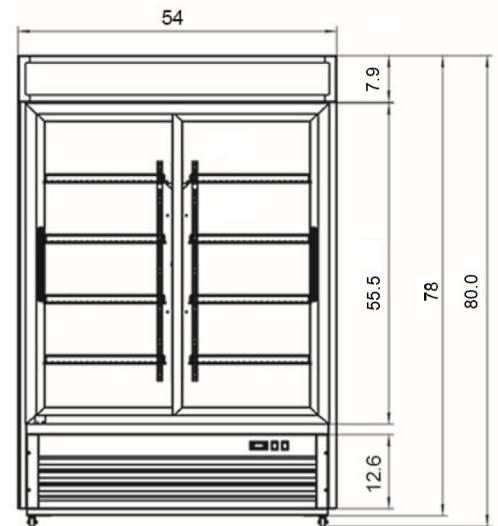
EGD-2DR-47-HC SIDE VIEW



EGD-2DR-48-HC / EGD-2DF-48-HC



EGD-2DR-47-HC FRONT VIEW



EGD-2DR-47-HC Sliding Glass Door opening is 20"

Model	Doors	Shelves	Shelf Size (in)	Cabinet Dim (in) External			HP	Voltage /Hz /ph	Amp	NEMA Plug	Cord Lgth (ft)	Crated Weight (lbs)
				W	D	H						
EGD-2DR-36-HC	2	8	16.41 x 24.33	39.5	32.0	79.5	1/5	115/60/1	3.0	5-15P	10	375
EGD-2DR-47-HC	2	8	24.09 x 24.13	54.0	30.7	80.0	1/4	115/60/1	4.5	5-15P	10	540
★ EGD-2DR-48-HC	2	8	23.15 x 26.14	54.0	33.5	80.0	1/4	115/60/1	4.5	5-15P	10	540
EGD-2DF-36-HC	2	8	16.41 x 24.33	39.5	32.0	79.5	1/2	115/60/1	8.0	5-15P	10	368
★ EGD-2DF-48-HC	2	8	23.15 x 26.14	54.0	33.5	80.0	1	115/60/1	9.0	5-15P	10	567

★ Most commonly sold model

EGD-2DR-47-HC is a Sliding Door Model

