

## Pizza Prep Table



**EP44X  
EP49X**



**EP67X  
EP70X**



**EP92X**

Model	Size
EP44X	44" Unit
EP49X	49" Unit
EP67X	67" Unit
EP70X	70" Unit
EP92X	92" Unit

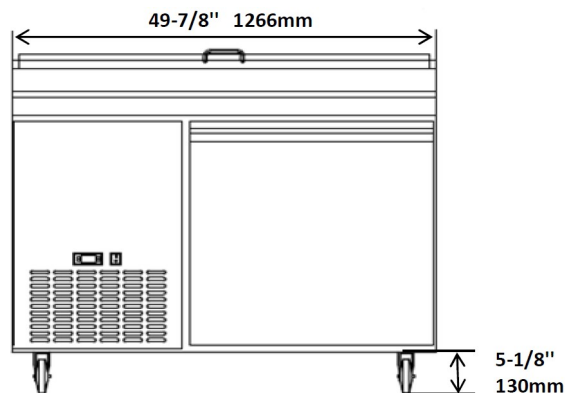
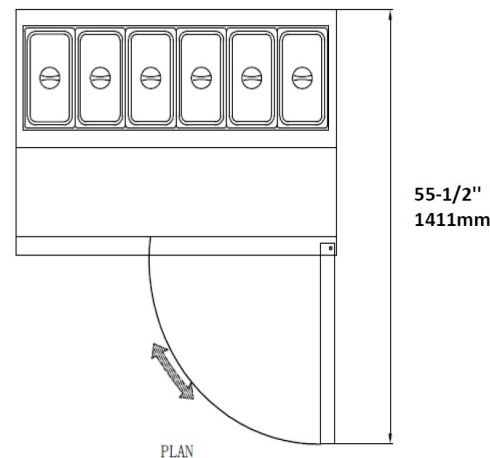
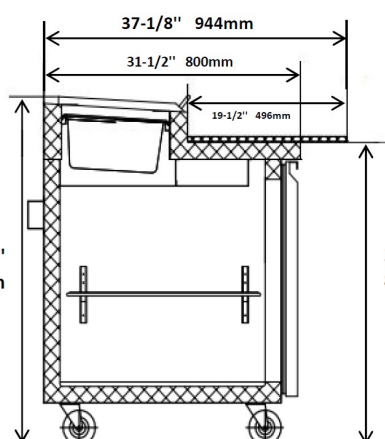
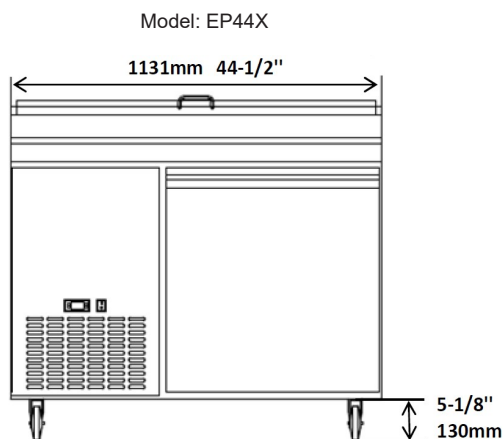
### STANDARD FEATURES

- Stainless steel exterior, aluminum interior and back.
- Refrigeration system keeps food at safe temperatures between 33°F and 41°F
- Self-Closing doors with 90 degree stay-open feature.
- Shelves: Adjustable heavy-duty PVC coated shelves.
- Comes standard with NSF approved food pans and cutting board.
- Electronic control system makes it easy to adjust temperature set point and defrost frequency.
- Pre-installed 4" swivel casters with brakes.
- Easy to access condenser coil for cleaning and service.
- Uses R290 refrigerant, which is eco-friendly and more efficient.
- Warranty: Two year parts & labor warranty and an additional three years on compressor.

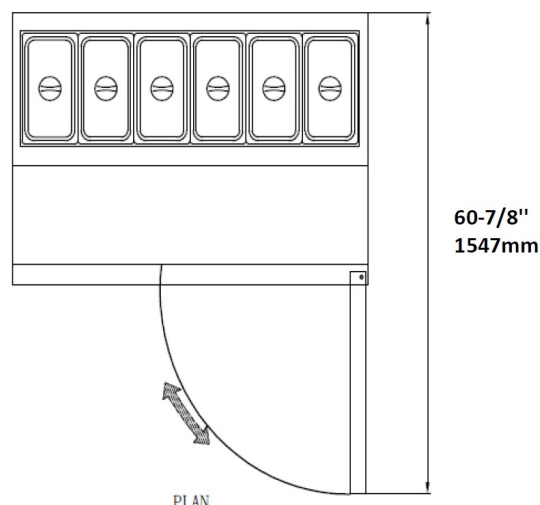
\*Not suitable for installation in a non-commercial or residential applications.

Items	Description	Items	Description
Front, top & sides	<a href="#">Stainless steel</a>	Temperature control	<a href="#">Solid state thermostat/Digital display</a>
Doors	<a href="#">Stainless steel</a>	Approvals	<a href="#">ETL LISTED</a>
External back	<a href="#">Aluminum</a>	Refrigerating system	<a href="#">Capillary tube</a>
Cabinet interior	<a href="#">Aluminum</a>	Refrigerant	<a href="#">R290</a>
Interior floor	<a href="#">Stainless steel</a>	Temperature range	<a href="#">33°F to 41°F</a>
Insulation	<a href="#">Polyurethane (CFC free)</a>	Evaporator	<a href="#">Powder coated aluminum/copper</a>
Shelves	<a href="#">Heavy duty, PVC coating</a>	Condensing unit	<a href="#">Bottom mounted</a>

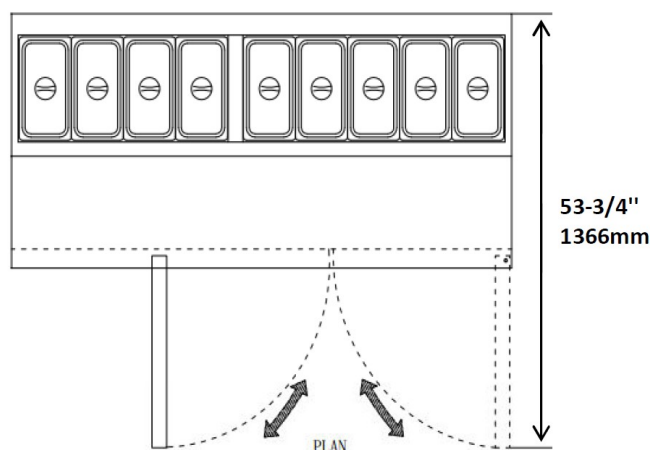
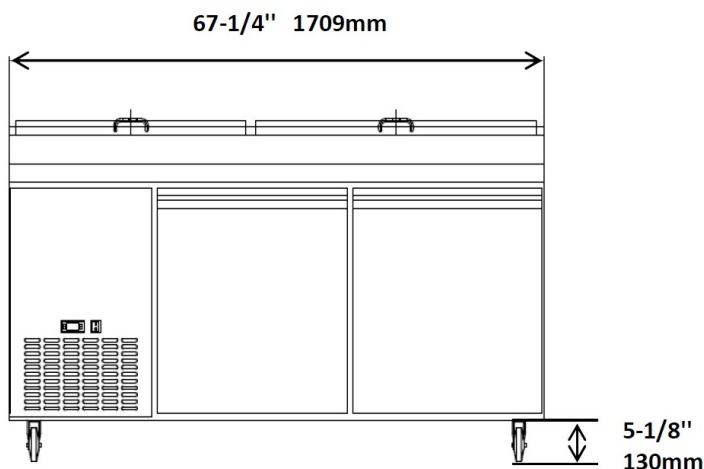
CONFORMS TO NSF/ANSI STD 7



Model: EP49X



Model: EP67X

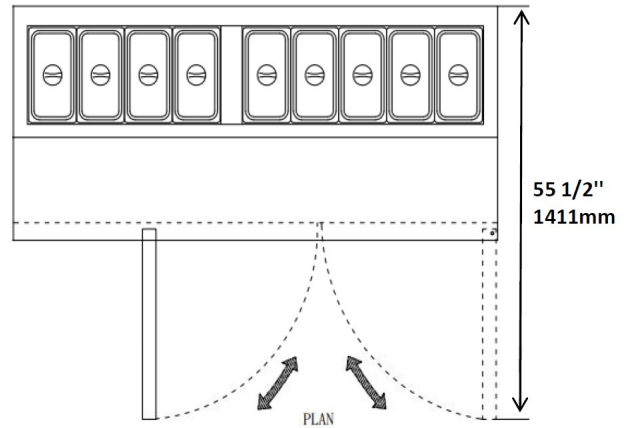
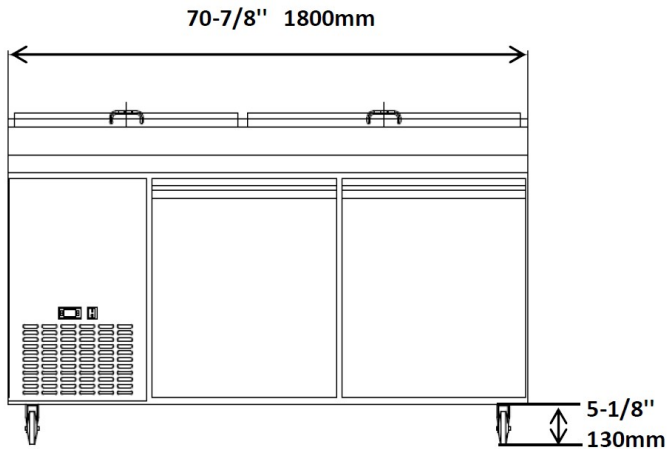


Model	Doors	Shelves	Cabinet Dim (inches)			HP	Voltage	Amps	NEMA Plug	Cord Length	Ship Weight
			L	D	H						
EP44X	1	1	44.5	31.5	38.375	1/6	115/60/1	4.5	5-15P	10	325
EP49X	1	1	49.875	31.5	38.375	1/6	115/60/1	4.5	5-15P	10	354
EP67X	2	2	67.25	31.5	38.375	1/5	115/60/1	6.0	5-15P	10	435
EP70X	2	2	70.875	31.5	38.375	1/5	115/60/1	5.5	5-15P	10	453
EP92X	3	3	91.875	31.5	38.375	1/4	115/60/1	7.2	5-15P	10	719

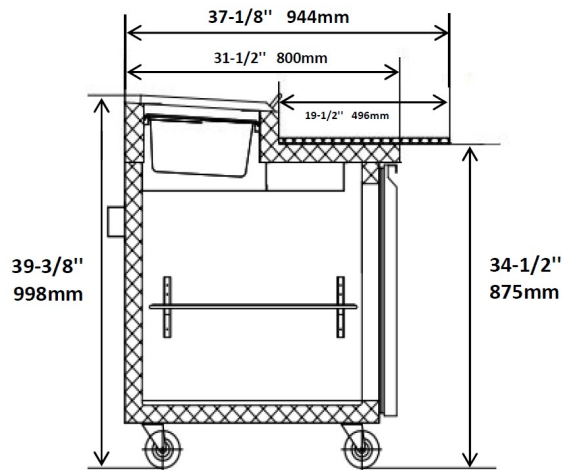


## DETAILS AND DIMENSIONS

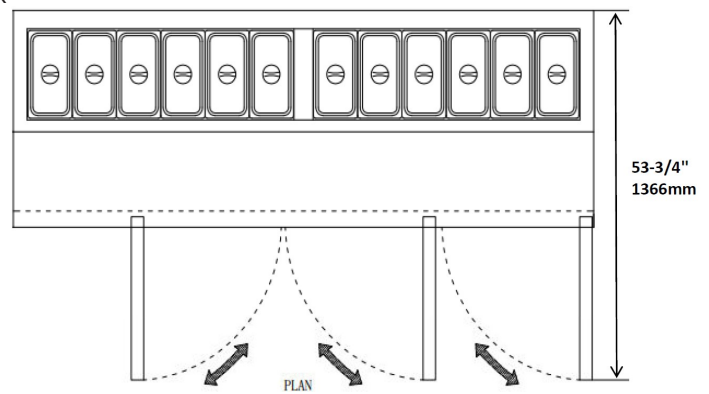
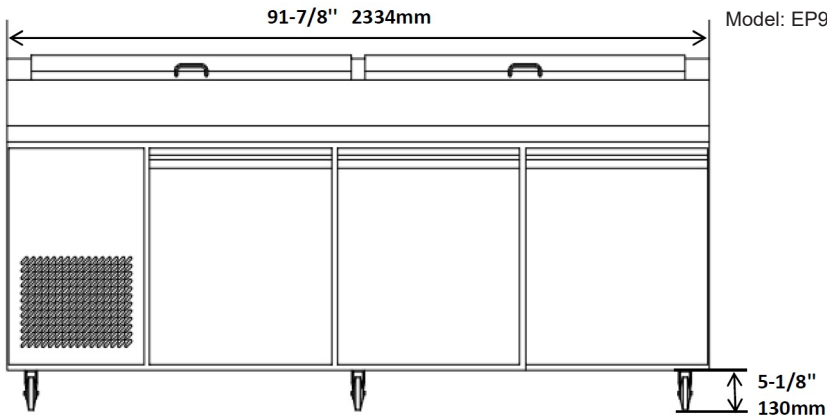
Model: EP70X




Side view all models



Model: EP92X

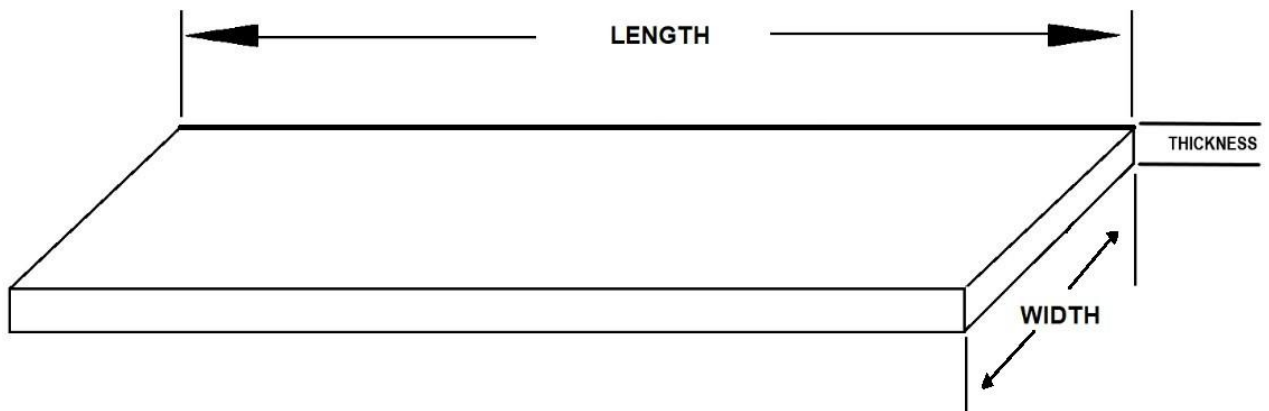


Model	Doors	Shelves	Cabinet Dim (inches)			HP	Voltage	Amps	NEMA Plug	Cord Length	Ship Weight
			L	D	H						
EP44X	1	1	44.5	31.5	38.375	1/6	115/60/1	4.5	5-15P	10	325
EP49X	1	1	49.875	31.5	38.375	1/6	115/60/1	4.5	5-15P	10	354
EP67X	2	2	67.25	31.5	38.375	1/5	115/60/1	6.0	5-15P	10	435
EP70X	2	2	70.875	31.5	38.375	1/5	115/60/1	5.5	5-15P	10	453
EP92X	3	3	91.875	31.5	38.375	1/4	115/60/1	7.2	5-15P	10	719



## Pizza Units Cutting Board Dimensions

Entrée Model	Total Pans	Cutting Board Dimension (inch)		
		Length	Width	Thicknes
EP44X	6	44.5	19.5	0.06
EP49X	6	49.8	19.5	0.06
EP67X	9	67.3	19.5	0.06
EP70X	9	70.8	19.5	0.06
EP92X	12	91.8	19.5	0.06



REFRIGERATION

\*Not suitable for installation in a non-commercial or residential applications.

Customer Service (704) 900-2068 Email: [greatfood@entree.biz](mailto:greatfood@entree.biz) - [www.entree.biz](http://www.entree.biz)

As continued product improvement is a policy of Entrée, specifications are subject to change without notice.



FORM # EPX REV 20200817