

DIRECT DRAW BEER DISPENSER

27" DEPTH

EBD59-27X

EBD69-27X

EBD23-27X

**Optional Towers
w/Coupler**

Standard 2 Tap

EBD90-27X

*Not suitable for installation in a non-commercial, residential applications.

Model	Size
EBD23-27X	23" Unit
EBD59-27X	59" Unit
EBD69-27X	69" Unit
EBD90-27X	90" Unit

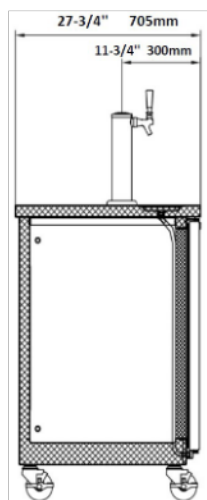
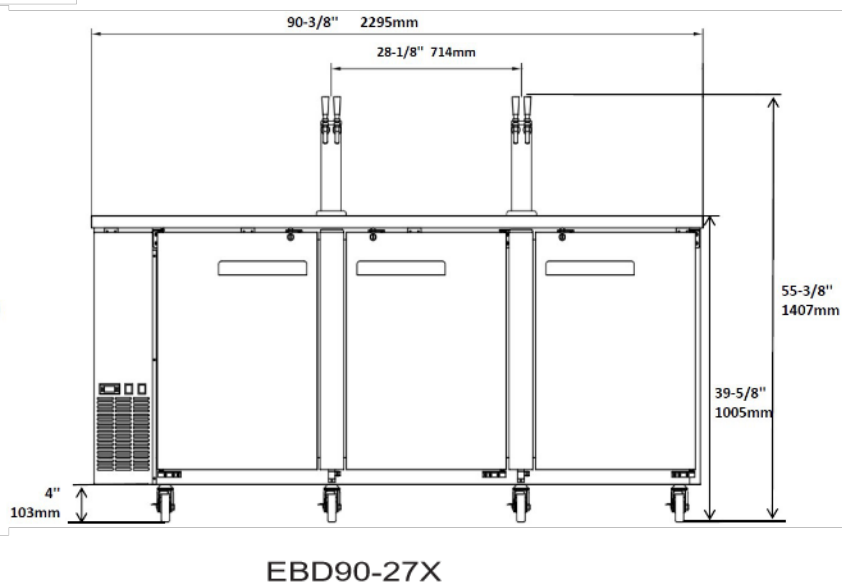
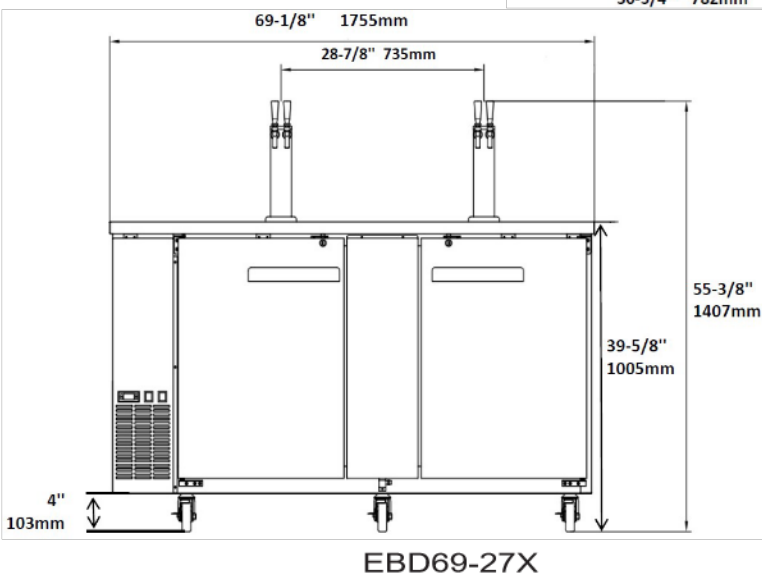
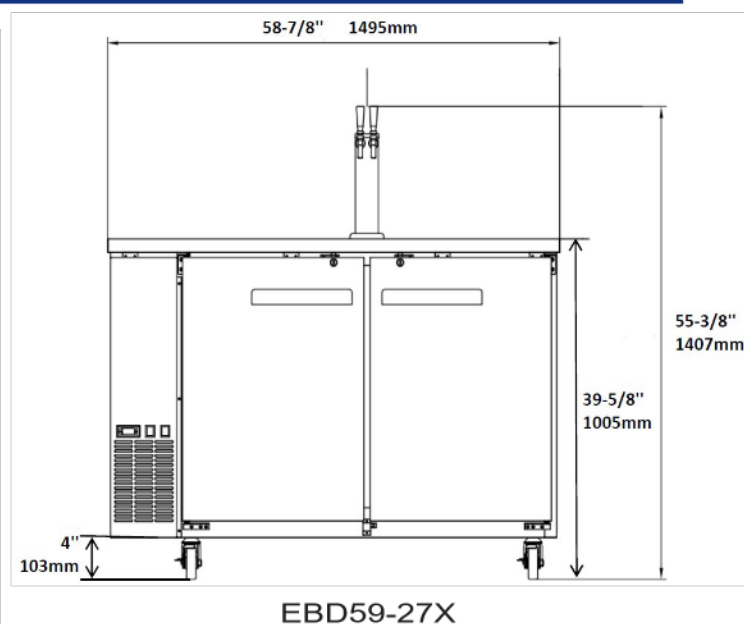
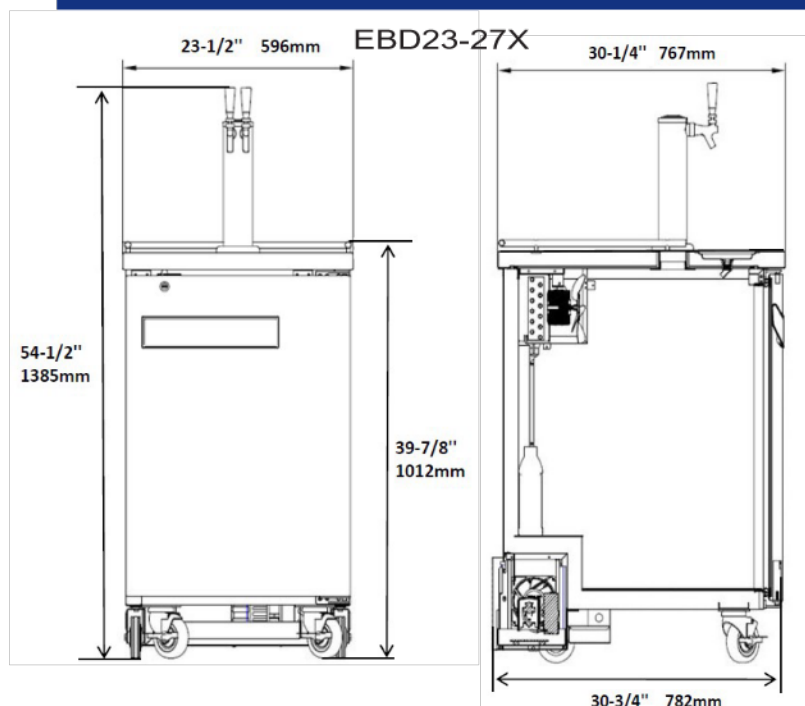
STANDARD FEATURES

- Stainless steel top and interior, exterior coated steel.
- Cabinet and solid doors are foamed-in-place using a high density, polyurethane insulation.
- Refrigeration system keeps drinks at safe and cold temperatures between 33°F and 41°F
- Electronic control system makes it easy to adjust temperature set point and defrost frequency.
- **Tower options:** All models come standard with a 2 tap tower, add -1T or -3T to your model number for the one or three tap tower.
- Standard with towers and reinforced floor.
- Shelves: Adjustable heavy-duty PVC coated.
- Self-Closing doors with locks.
- Interior efficient LED lighting.
- 3" swivel casters are included
- Easy to access condenser coil for cleaning and service.
- Uses R290 refrigerant, which is eco-friendly and more efficient.
- Warranty: Two year parts & labor warranty, and additional three years on compressor.

Items	Description	Items	Description
Top & Interior	Stainless steel	Temperature control	Solid state thermostat/Digital display
Doors	Solid coated steel	Approvals	ETL LISTED
External back	Aluminum	Refrigerating system	Capillary tube
Cabinet interior	Stainless Steel	Refrigerant	R290
Interior floor	Reinforced Stainless steel	Temperature range	33F to 41°F
Insulation	High Density Polyurethane (CFC free)	Evaporator	Powder coated aluminum/copper
Shelves	Heavy duty, PVC coating	Condensing unit	Bottom mounted

CONFORMS TO NSF/ANSI STD 7

DETAILS AND DIMENSIONS



SIDE VIEW ALL

Model	Doors	Barrels 1/2 Keg / 50 L	Cabinet Dim (inches)			HP	Voltage	Amps	NEMA Plug	Cord Length	Ship Weight
			L	D	H						
EBD23-27X	1	1 Barrel	23.50	30.375	39.875	1/6	115/60/1	1.92	5-15P	10	176
EBD59-27X	2	2 Barrels	58.875	27.75	39.625	1/5	115/60/1	2.88	5-15P	10	308
EBD69-27X	2	2 Barrels	69.125	27.75	39.625	1/5	115/60/1	3.6	5-15P	10	359
EBD90-27X	3	3 Barrels	72.75	27.75	39.625	1/4	115/60/1	4.7	5-15P	10	418