

DIRECT DRAW BEER DISPENSER

27" DEPTH STAINLESS STEEL

EBD59-27SX



EBD69-27SX



EBD23-27SX

**Optional Towers
w/Coupler**



EBD90-27SX

Standard 2 Tap



Model	Size
EBD23-27SX	23" Unit
EBD59-27SX	59" Unit
EBD69-27SX	69" Unit
EBD90-27SX	90" Unit

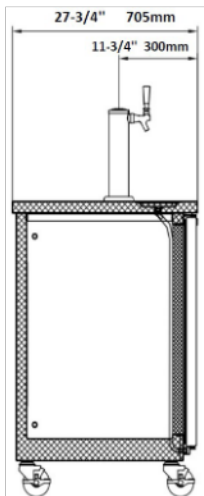
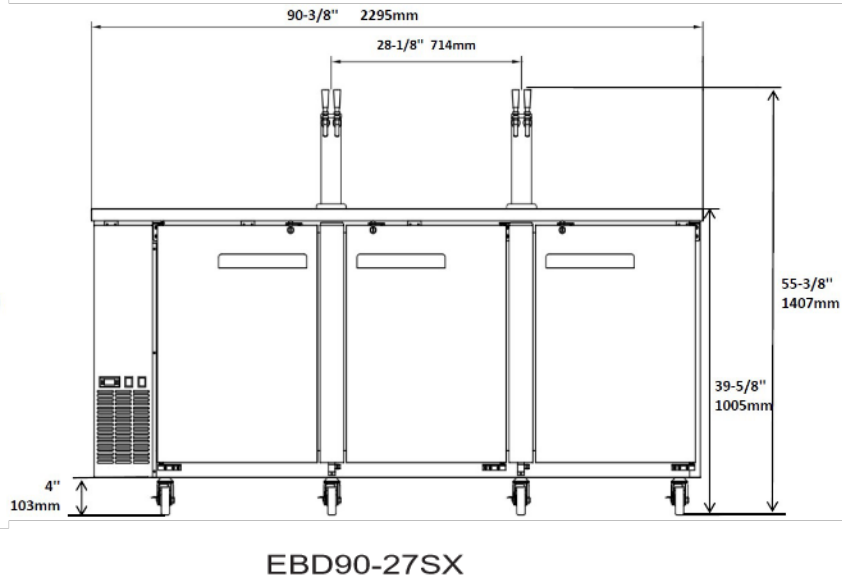
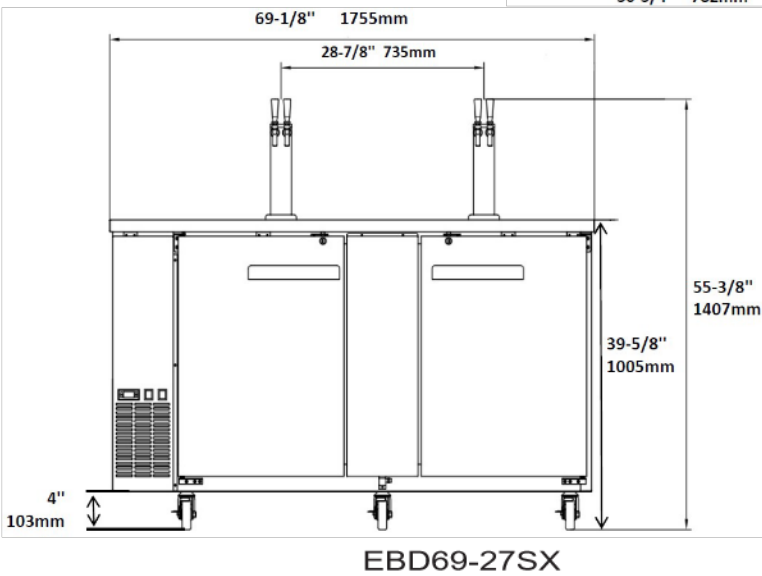
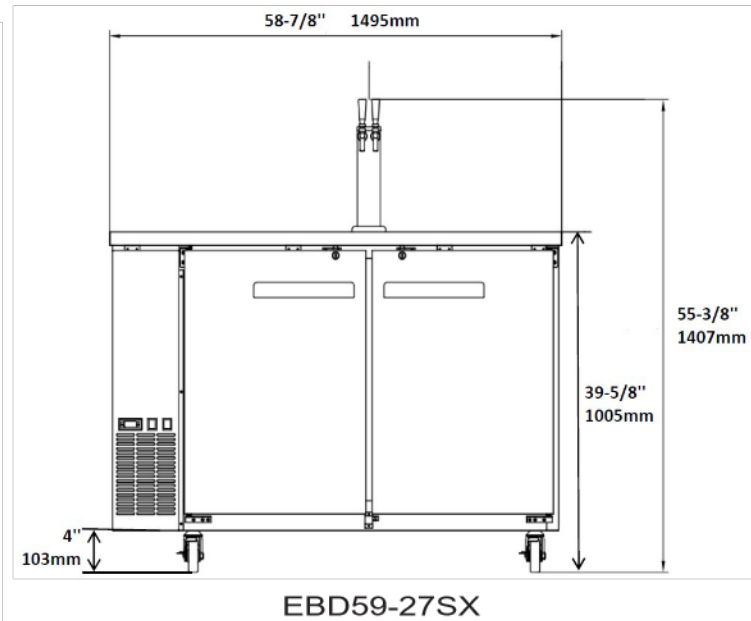
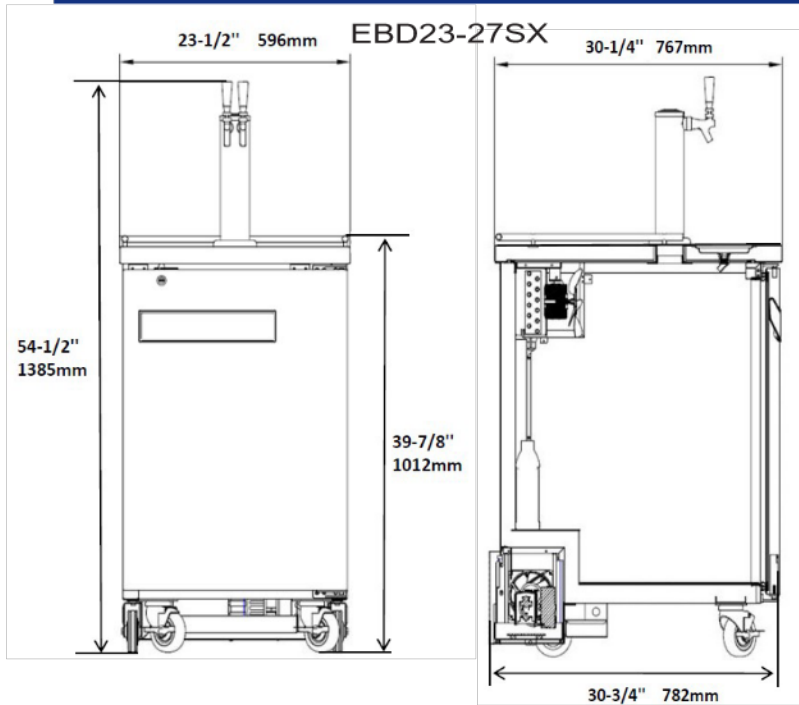
STANDARD FEATURES

- Stainless steel top, interior, and exterior.
- Cabinet and solid doors are foamed-in-place using a high density, polyurethane insulation.
- Refrigeration system keeps drinks at safe and cold temperatures between 33°F and 41°F
- Electronic control system makes it easy to adjust temperature set point and defrost frequency.
- **Tower options:** All models come standard with a 2 tap tower, add -1T or -3T to your model number for the one or three tap tower.
- Standard with towers and reinforced floor.
- Shelves: Adjustable heavy-duty PVC coated.
- Self-Closing doors with locks.
- Interior efficient LED lighting.
- 3" swivel casters are included
- Easy to access condenser coil for cleaning and service.
- Uses R290 refrigerant, which is eco-friendly and more efficient.
- Warranty: Two year parts & labor warranty, and additional three years on compressor.

*Not suitable for installation in a non-commercial, residential applications.

Items	Description	Items	Description
Top & Exterior	Stainless steel	Temperature control	Solid state thermostat/Digital display
Doors	Solid -Stainless steel finish	Approvals	ETL LISTED
External back	Aluminum	Refrigerating system	Capillary tube
Cabinet interior	Stainless Steel	Refrigerant	R290
Interior floor	Reinforced Stainless steel	Temperature range	33F to 41°F
Insulation	High Density Polyurethane (CFC free)	Evaporator	Powder coated aluminum/copper
Shelves	Heavy duty, PVC coating	Condensing unit	Bottom mounted

CONFORMS TO NSF/ANSI STD 7



SIDE VIEW ALL

Model	Doors	Barrels 1/2 Keg / 50 L	Cabinet Dim (inches)			HP	Voltage	Amps	NEMA Plug	Cord Length	Ship Weight
			L	D	H						
EBD23-27SX	1	1 Barrel	23.50	30.375	39.875	1/6	115/60/1	1.92	5-15P	10	176
EBD59-27SX	2	2 Barrels	58.875	27.75	39.625	1/5	115/60/1	2.88	5-15P	10	308
EBD69-27SX	2	2 Barrels	69.125	27.75	39.625	1/5	115/60/1	3.6	5-15P	10	359
EBD90-27SX	3	3 Barrels	72.75	27.75	39.625	1/4	115/60/1	4.7	5-15P	10	418