

Reach-In Half Door Model - Freezer



CF1-2HD-HC



CF2-4HD-HC

Model	Size
CF1-2HD-HC	One Door
CF2-4HD-HC	Two Doors
CF3-6HD-DV-HC	Three Doors

STANDARD FEATURES

- CFC free refrigerant and foam with self contained capillary tube system
- Electronic thermostat and digital LED temperature display for accurate control
- Self-closing doors that remain open past 90°
- Magnetic gasket can be replaced without a tool
- Door Locks & LED Interior Lighting
- Larger fan motors and blades for more efficient air flow for fast recovery times
- Four casters, two front locking
- Certified to NSF7 requirements for open food storage
- Adjustable heavy duty epoxy coated wire shelves
- Condensate heating element built into condensate pan to evaporate excess and expel freon heat
- Easy slide out compressor housing for service
- Bottom mount raises the floor for ease of adding and removing product
- Warranty: 2 years parts and labor
additional 3 years- compressor

*No suitable for installation in non-commercial or residential applications.

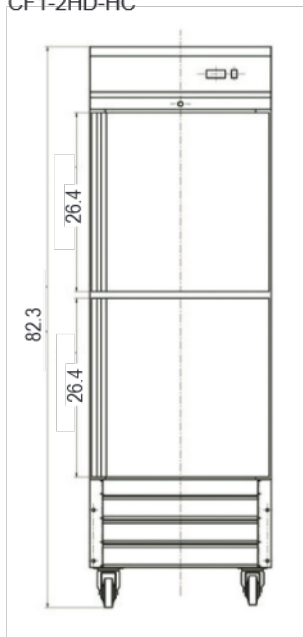
Items	Description	Items	Description
External top/side	Stainless Steel	Temperature control	Solid State T-stat with Digital Display
Door	Stainless Steel	Comply to standard	ETL Listed
External back	Stainless Steel	Refrigerating system	Capillary tube
Cabinet internal	Aluminum – white	Refrigerant	R290
Internal floor	304 Stainless Steel	Temp. Range in box	-11°F — 1°F
Insulation	Polyurethane (CFC free)	Evaporator/Condenser	Aluminum + Copper
Shelves	Heavy duty, PVC coating – 3 or 4 layers	Condensing unit	Bottom
Lighting	LED	Door lock	Yes

HALF DOOR FREEZER

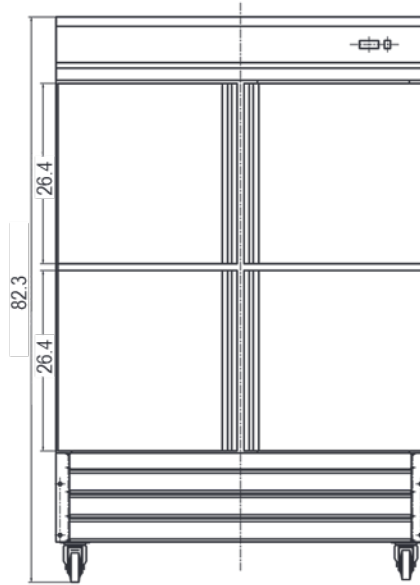


DETAILS AND DIMENSIONS

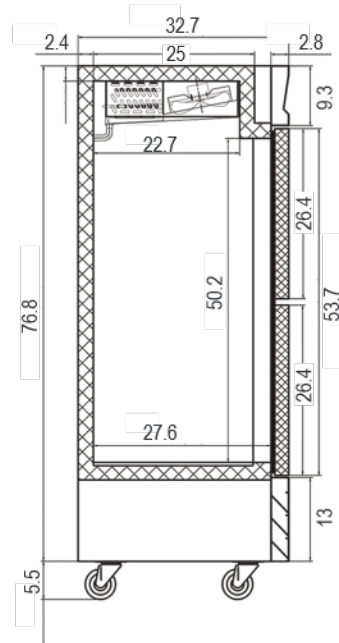
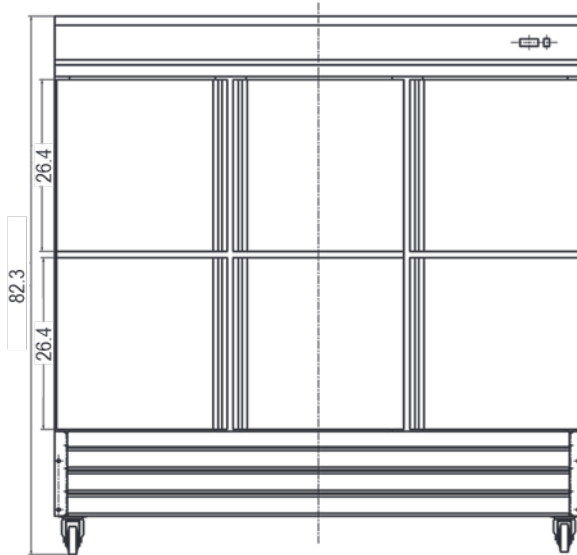
CF1-2HD-HC



CF2-4HD-HC



CF3-6HD



Y-X: 208V~230V/60Hz
W-Y: 115V/60Hz

L14-20R

L14-20P

Model	# of Doors	Shelves	Shelves Sizes (in)	Cabinet Dim (in)			HP	Voltage /Hz /ph	Amp	NEMA Plug	Cord Lgth (ft)	Crated Weight (lbs)
				W	D	H						
CF1-2HD-HC	2	3	24.3/21.6	26.8	32.7	82.3	1/2	115/60/1	8	5-15P	8.2	364
CF2-4HD-HC	4	6	24.3/21.6	53.9	32.7	82.3	1	115/60/1	9	5-15P	8.2	568
CF3-6HD-DV-HC	6	9	24.3/23.6	81.0	32.7	82.3	1-1/4	115/240V	9	L14-20P	8.2	776